

## Snapshot

Fixed Inc Style Box	
Morningstar Category	US SA Intermediate Core Bond
Morningstar Rating Overall	★★★
Inception Date	1/2/2001
Strategy Assets	\$ 87,710,000
Investment Minimum	\$ 100,000
# of Holdings	40

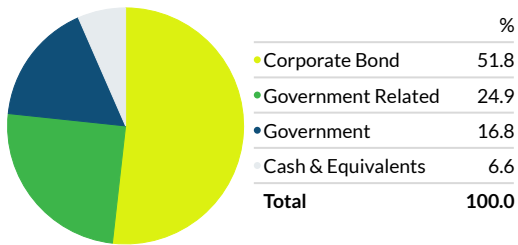
## Strategy Objective

Crossmark's Core Fixed Income Strategy seeks current income with reduced credit risk by investing in high-quality government and corporate securities. The Strategy seeks to outperform the bond market over a market cycle while providing diversification, the ability to match liabilities and assets, and a steady income stream to the investor. The Strategy focuses on high quality, intermediate-maturity securities, active duration management, selective sector rotation, and selective security rotation. The sectors invested in for this strategy include U.S. investment-grade corporate issues, U.S. Government agency notes, and U.S. Treasury notes and bonds.

## Model Portfolio Characteristics\*

Yield to Maturity(%)	1.22
Duration (Modified Adjusted)	4.27
Years to Maturity	5.07
Current Yield (%)	2.97
Average Coupon (%)	3.25
Average Quality	AA
Average Price (\$)	107.83

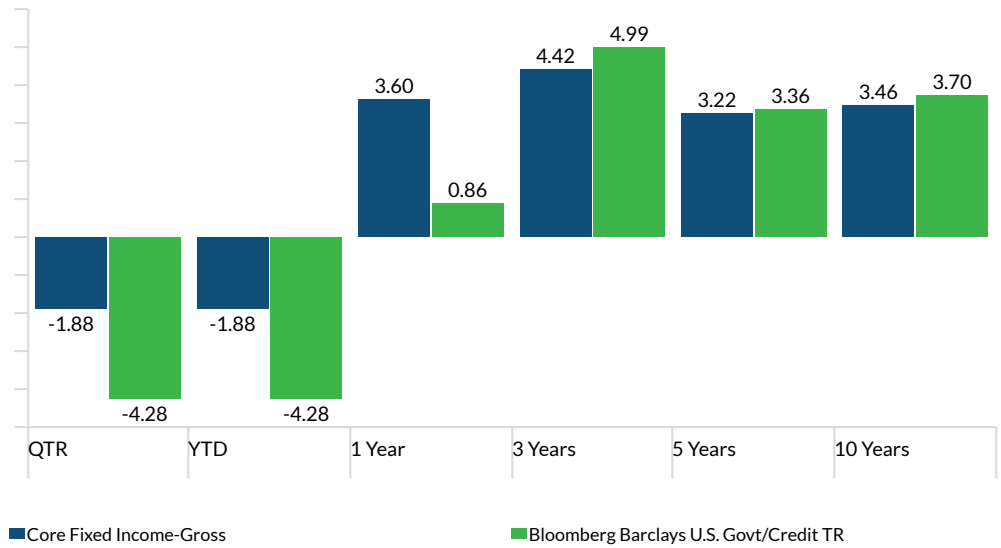
## Model Portfolio Sector Allocation\*



## Model Portfolio Top 10 Holdings\*

Holder	Weighting (%)
Federal National Mortgage Association 2.63%	7.30%
United States Treasury Notes 1.88%	6.20%
Federal National Mortgage Association 2.38%	6.18%
United States Treasury Notes 2.13%	5.34%
Federal Home Loan Mortgage Corporation 2.75%	4.48%
Federal Home Loan Mortgage Corporation 2.38%	4.32%
United States Treasury Notes 2%	3.48%
AbbVie Inc. 4.5%	2.97%
American Express Company 3.4%	2.74%
Federal National Mortgage Association 2%	2.62%
<b>Total</b>	<b>45.63%</b>

## Composite Performance



## Composite Trailing Returns

	Qtr	YTD	1 Year	3 Years	5 Years	10 Years
Core Fixed Income-Gross	-1.88%	-1.88%	3.60%	4.42%	3.22%	3.46%
Bloomberg Barclays U.S. Govt/Credit TR	-4.28%	-4.28%	0.86%	4.99%	3.36%	3.70%

## Composite Calendar Year Returns

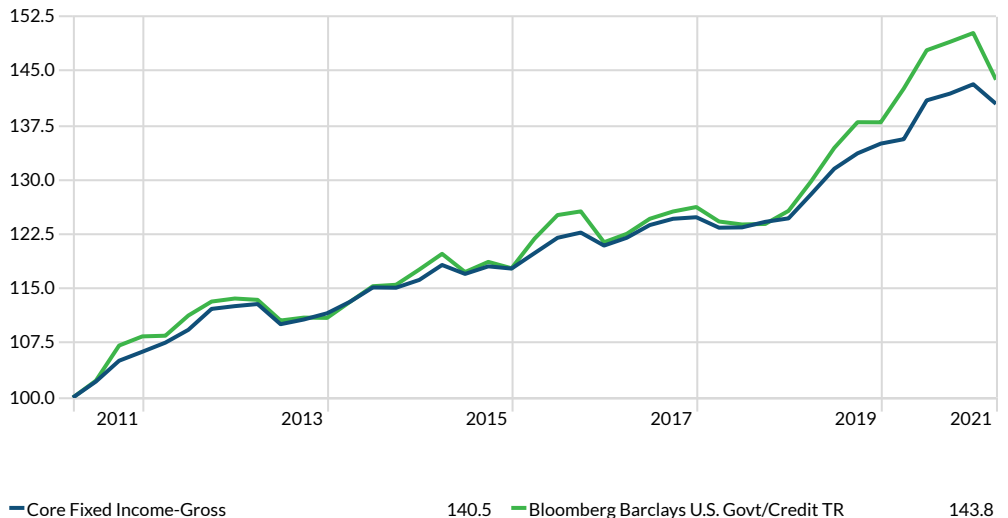
	2020	2019	2018	2017	2016	2015	2014	2013	2012	2011
Core Fixed Income-Gross	6.06%	8.27%	-0.13%	3.23%	2.69%	1.34%	4.12%	-0.87%	5.92%	6.58%
Bloomberg Barclays U.S. Govt/Credit TR	8.93%	9.71%	-0.42%	4.00%	3.05%	0.15%	6.01%	-2.35%	4.82%	8.74%

## Model Portfolio Historical Yield (%)\*

	2020	2019	2018	2017	2016	2015	2014	2013	2012	2011
Core Fixed Income-Gross	2.90	3.27	3.31	3.21	3.39	3.59	3.50	3.67	3.56	3.59
Bloomberg Barclays U.S. Govt/Credit TR	2.38	2.84	3.04	2.78	2.82	2.90	2.87	2.96	2.92	3.29

## Composite Growth of \$100

Time Period: 4/1/2011 to 3/31/2021



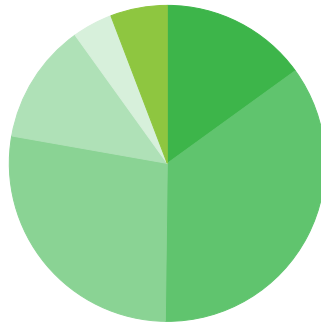
All Investments are subject to risks, including the possible loss of principal. Past performance does not guarantee future results.

\* Model Portfolios are based on a hypothetical account managed during the current quarter. Actual characteristics and income may differ materially from model.

## Portfolio Manager

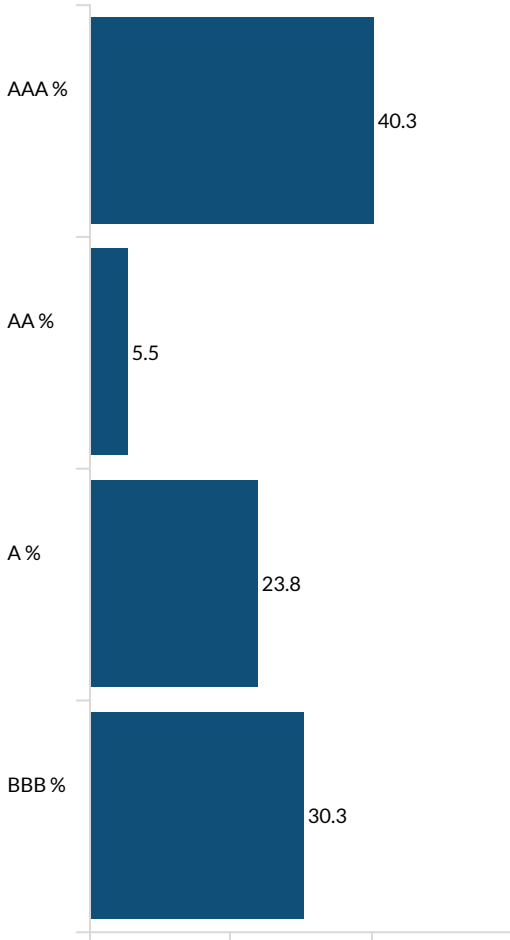
Victoria Fernandez, CFA

## Model Portfolio Coupon Breakdown\*

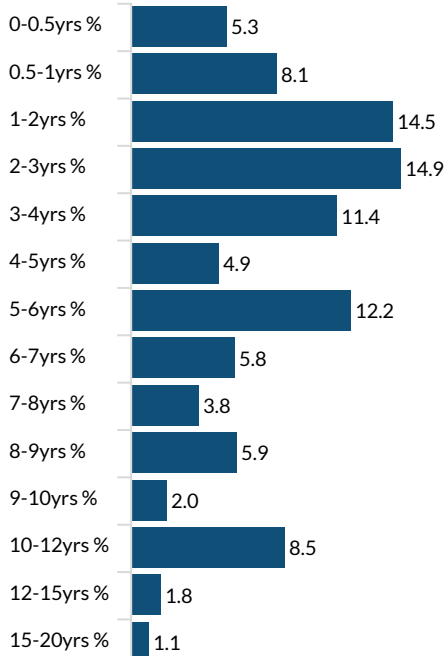


	%
Coupon 1-2%	15.0
Coupon 2-3%	35.2
Coupon 3-4%	27.6
Coupon 4-5%	12.3
Coupon 5-6%	4.1
Coupon 6-7%	5.8
<b>Total</b>	<b>100.0</b>

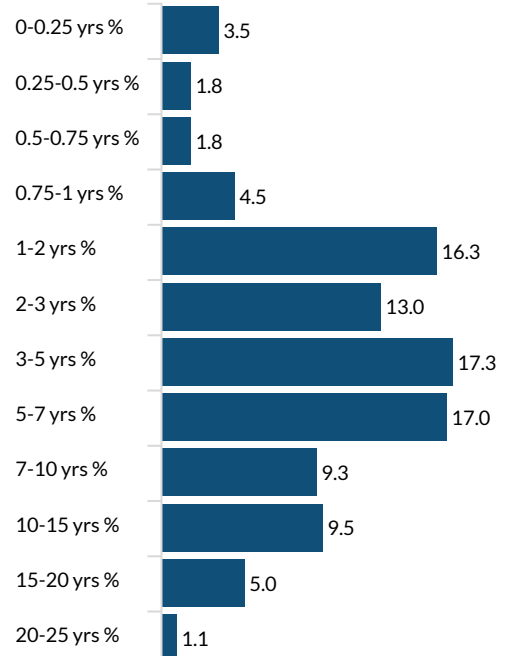
## Model Portfolio Credit Rating Breakdown\*



## Model Portfolio Effective Duration\*



## Model Portfolio Effective Maturity\*



## Morningstar Ratings

Rating Date	3/31/2021
Morningstar Category	US SA Intermediate Core Bond
Morningstar Rating Overall	★★★
Morningstar Rating 3 Yr	★★
Morningstar Rating 5 Yr	★★★
Morningstar Rating 10 Yr	★★★

The Morningstar Rating or "star rating", is calculated for separate accounts with at least a three-year history. It is calculated based on a Morningstar Risk-Adjusted Return measure that accounts for variation in a managed product's monthly excess performance, placing more emphasis on downward variations and rewarding consistent performance. The top 10% of products in each product category receive 5 stars, the next 22.5% receive 4 stars, the next 35% receive 3 stars, the next 22.5% receive 2 stars, and the bottom 10% receive 1 star. The Overall Morningstar Rating for a managed product is derived from a weighted average of the performance figures associated with its three-, five-, and 10-year (if applicable) Morningstar Rating metrics. The weights are: 100% three-year rating for 36-59 months of total returns, 60% five-year rating/40% three-year rating for 60-119 months of total returns, and 50% 10-year rating/30% five-year rating/20% three-year rating for 120 or more months of total returns. While the 10-year overall star rating formula seems to give the most weight to the 10-year period, the most recent three-year period actually has the greatest impact because it is included in all three rating periods.

Crossmark Global Investments, Inc. (Crossmark) is an investment adviser registered with the Securities and Exchange Commission that provides discretionary investment management services to mutual funds, institutions, and individual clients. Crossmark claims compliance with the Global Investment Performance Standards (GIPS®). Prospective clients can obtain a GIPS Composite Report by sending a request to: [advisorsolutions@crossmarkglobal.com](mailto:advisorsolutions@crossmarkglobal.com).

The Crossmark Core Fixed Income Wrap Composite includes fully discretionary wrap fixed income accounts. Core Fixed Income portfolios are invested in bonds of primarily intermediate maturity to provide high income and preservation of capital. The composite excludes accounts for which the clients have imposed restrictions or requirements that impede the manager from fully executing their strategy such that the results will not be representative of the strategy. For comparison purposes the composite is measured against Bloomberg Barclays Capital Government/Credit Bond Index. The Bloomberg Barclays U.S. Government/Credit Bond Index measures the performance of investments grade corporate debt and agency bonds that are dollar denominated and have a remaining maturity of greater than one year.

The U.S. Dollar is the currency used to express performance. The performance reflects the reinvestment of dividends and other earnings to the extent that client accounts included in the composite elected to reinvest dividends and earnings. Performance figures shown gross of fees do not reflect the payment of investment advisory fees.

**All Investments are subject to risks, including the possible loss of principal. Past performance does not guarantee future results.** The Core Fixed Income strategy may not achieve its objective if the managers' expectations regarding particular securities or markets are not met. Fixed income investments generally involve three principal risks—interest rate risk, credit risk, and liquidity risk. Prices of fixed-income securities rise and fall in response to interest rate changes (interest rate risk). Generally, when interest rates rise, prices of fixed-income securities fall. The longer the duration of the security, the more sensitive the security is to this risk. There is also a risk that the issuer of a note or bond will be unable to pay agreed interest payments and may be unable to repay the principal upon maturity (credit risk). Lower-rated bonds, and bonds with longer final maturities, generally have higher credit risks. As interest rates rise and/or the credit risk associated with a particular issuer changes, bonds held within a portfolio may become difficult to liquidate without realizing a loss (liquidity risk).

\* Model Portfolios are based on a hypothetical account managed during the current quarter. Actual characteristics and income may differ materially from model.

© 2021 Morningstar. All Rights Reserved. The information contained herein: (1) is proprietary to Morningstar and/or its content providers; (2) may not be copied or distributed; and (3) is not warranted to be accurate, complete or timely. Neither Morningstar nor its content providers are responsible for any damages or losses arising from any use of this information.

GIPS is a registered trademark of CFA Institute. CFA Institute does not endorse or promote this organization, nor does it warrant the accuracy or quality of the content contained herein.