



### Strategy Objective:

Crossmark Steward Global Equity Income Fund seeks income and long-term capital appreciation.

### Offering Investors:

- High Dividend Income
- Global Investment Exposure
- Disciplined Hybrid Quantitative Investment Process
- Relative Portfolio Risk Control and
- Proprietary Values-Based Screens

BEST  
GLOBAL EQUITY  
INCOME FUND  
AWARD WINNER  
FOR 5-YEAR PERIOD



2018  
THOMSON REUTERS  
LIPPER FUND AWARDS  
UNITED STATES  
FOURTH CONSECUTIVE YEAR

### Fund Information

Ticker Symbol	<b>SGISX</b>
Total AUM <sup>1</sup>	<b>\$280.3 Million</b>
Inception Date	<b>4/1/2008</b>
Expense Ratio As of year ended 4/30/2017	<b>0.66%</b>

### Portfolio Characteristics

SEC 30-Day Yield <sup>2</sup>	<b>2.08%</b>
Dividend Yield	<b>2.80%</b>
Market Capitalization	<b>\$83.3 Billion</b>
Number of Holdings	<b>60</b>
Beta	<b>0.92</b>

### Top 10 Holdings

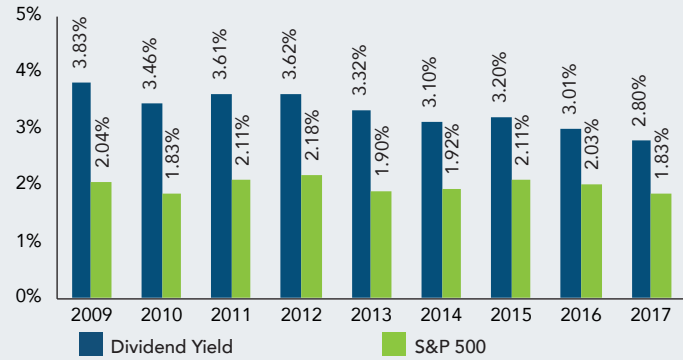
Rank	Company	Weight	Risk Country
1.	Valero Energy	3.23%	United States
2.	Microsoft Corp.	3.06%	United States
3.	McDonald's Corp.	2.70%	United States
4.	UBS Group AG	2.64%	Switzerland
5.	Unilever NV	2.44%	Netherlands
6.	Raytheon Co.	2.34%	United States
7.	Sumitomo Mitsui Finl Grp	2.28%	Japan
8.	Pepsico, Inc.	2.27%	United States
9.	Taiwan Semiconductor Mfg Co.	2.25%	Taiwan
10.	3M Co.	2.23%	United States
Total of Portfolio		25.43%	

Institutional - **SGISX**

Class A - **SGIDX**

Class C - **SGIFX**

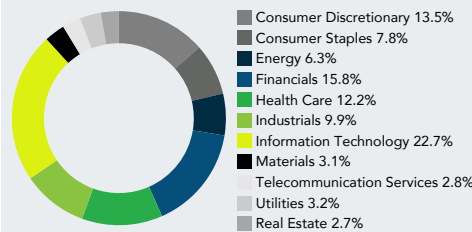
### Dividend Yield vs S&P 500



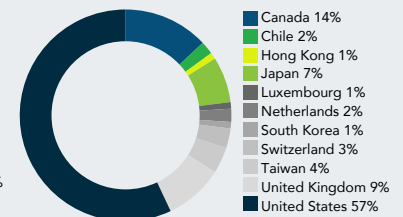
### Fund Performance History <sup>3</sup>



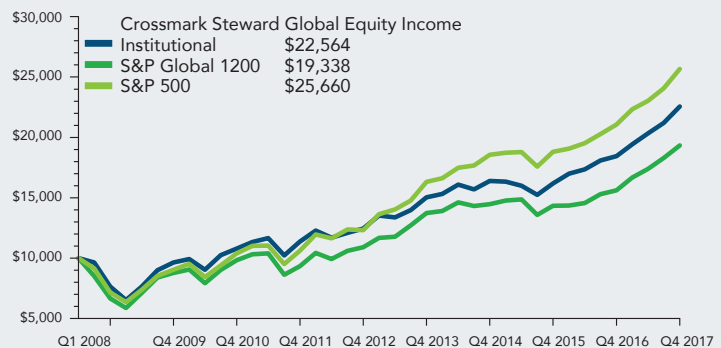
### Sector Diversification



### Country Diversification



### Growth of \$10,000 Investment at NAV with Dividends Reinvested – Since Inception 4/1/2008



<sup>1</sup> Total Assets Under Management all share classes.

<sup>2</sup> The SEC Yield is a standardized annual yield based on the most recent 30-day period. It is calculated in accordance with current Securities and Exchange Commission regulations and is subject to change.

<sup>3</sup> Returns greater than one year are annualized.

# Crossmark Steward Global Equity Income Fund Fact Sheet

## Investment Process:

The Fund employs a four-step process that combines dividend income style with relative risk controlled portfolio construction and values screening policies:

- Determine the universe of Global dividend paying stocks, and apply values screens to the universe to eliminate those companies not meeting the screening policies from consideration.
- A quantitative screen is applied to the universe that identifies various positive attributes such as securities having higher dividend yields within their sectors, positive dividend growth and favorable relative earnings growth.
- A quantitative validation process is then applied to the remaining universe with respect to current available information focusing on trends and news that may impact the company. Any security that fails the review is removed from investment consideration.
- A relative risk controlled portfolio is constructed versus a targeted benchmark using the remaining universe of companies available for investment.



## Our Firm:

Crossmark Global Investments is an innovative investment management firm. The firm provides a full suite of investment management solutions to institutional investors, financial advisors and the clients they serve. We have a multi-decade legacy of specializing in responsible investment strategies for clients. Founded in 1987, the firm is headquartered in Houston, Texas.

## Values-Based Screening Methodology:

The Fund applies a proprietary set of values screens to all of the investments. Screens applied to the portfolio management process allows investors to avoid owning securities in companies that choose to profit from businesses that are at odds with values-based investing.

## Crossmark Steward Screens:



Alcohol

Gambling

Life Ethics

Mature Content

Tobacco

The Fund employs only avoidance screens and does not dilute the portfolio by seeking to invest in companies that promote any individual values or social issue.

This methodology gives the Fund the ability to serve a rapidly growing number of investors seeking competitive investment returns without compromising their personal convictions.

## Screening Impact:

positive neutral **negative**

During the current quarter, the Steward Screens had a negative impact on the fund.



**JOHN R. WOLF**  
Managing Director –  
Equity Investments



**MELVILLE L. CODY**  
Senior Portfolio  
Manager

## Portfolio Managers:

The Fund's co-portfolio managers are John R. Wolf, Managing Director, and Mel Cody, Senior Portfolio Manager, who are both members of the investment team of Crossmark Global Investments, Inc. Mr. Wolf began his career in 1983 and has over 31 years of experience in the financial services industry. He joined Crossmark in 1996 when Crossmark acquired New Castle Advisors, and has since served in his current capacity. Mr. Cody has over 30 years' experience as a securities analyst and portfolio manager. He joined Crossmark in 2010 and was named co-portfolio manager as of March 13, 2012.

Supported by the entire Crossmark Global Investments team.

Thompson Reuters recognized the Crossmark Steward Global Equity Income Fund at the U.S. Lipper Fund Awards on February 27, 2018 for delivering consistently strong risk-adjusted performance relative to its peers in the Global Equity Income Funds category for the three-year and five-year periods ending 11/30/2017. The number of peer funds included in the category was 36 for the three-year category and 31 for the five-year category. Each award was based on the Fund achieving the highest Lipper Leader for Consistent Return (Effective Return Net of Expenses) value over the stated time period.

From Thomson Reuters Lipper Awards, ©2018 Thomson Reuters. All rights reserved. Used by permission and protected by the Copyright Laws of the United States. The printing, copying, redistribution, or retransmission of this Content without express written permission is prohibited.

Past performance is no guarantee of future results. Investment return and principal value will fluctuate so that shares, when redeemed, may be worth more or less than their original cost. The Fund's current performance may be lower or higher than quoted. For the Fund's performance as of the most recent month end, please call 888-556-5369. Returns are historical and are calculated by determining the percentage change in the net asset value (NAV) with all income and capital gain distributions reinvested. Inception date for the Fund is April 1, 2008.

The S&P 500 Index is a large capitalization weighted index of 500 U.S. companies generally considered to be representative of stock market activity. Please note that indexes do not take into account any fees and expenses of investing in the individual securities that they track and investors cannot invest directly in any index. The S&P Global 1200 Index is a composite index, comprised of seven S&P regional and country headlines indices, many of which are the accepted leaders in their local markets – S&P 500, S&P Europe 350, S&P/TOPIX 150 (Japan), S&P/TSX 60 (Canada), S&P/ASX 50 (Australia), S&P Asia 50 and S&P Latin America 40.

**This is not an offer to sell or a solicitation to buy Fund shares. Sales of Fund shares may only be made by prospectus. Before investing you should carefully consider the Fund's investment objectives, risks, charges and expenses. This and other information is in the prospectus, a copy of which may be obtained by calling Crossmark Distributors, Inc., the Distributor of the Steward Funds, Inc., at 800-262-6631. Please read the prospectus carefully before you invest.**

Risk Factors: The Fund may not achieve its stated investment objective. Please be aware that the Fund may be subject to certain additional risks such as Values Screening and Foreign Securities Risk. The Fund may not achieve the same level of performance as it would have without the application of the Values Screening policies. Investments in foreign securities may involve greater risk, including political and economic uncertainties of foreign countries as well as the risk of currency fluctuations. Please see the Fund's prospectus for a further explanation of these risks.

Signatory of: