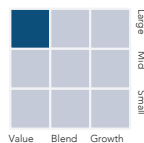


# STEWARD INTERNATIONAL ENHANCED INDEX FUND INSTITUTIONAL CLASS

Fact Sheet – 3/31/2019

All data below is current as of 3/31/2019 unless otherwise specified.

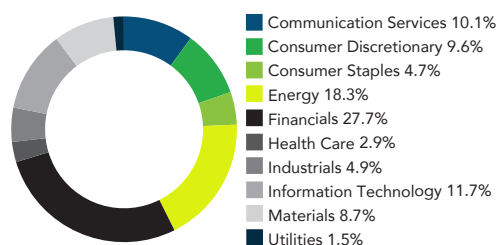


Institutional Class: SNTCX      Class A: SNTKX      Class C: SNTDX

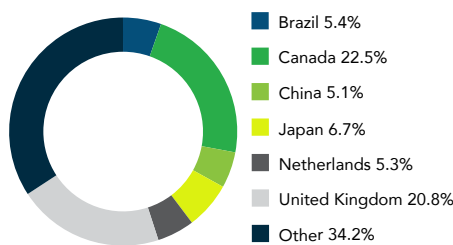
## Fund Performance History – Trailing Returns <sup>1</sup>

	1-Year	3-Years	5-Years	10-Years	Since Inception	1Q19	YTD 3/31/19
<b>Institutional Class</b>	-2.99%	8.45%	1.70%	6.77%	1.81%	10.62%	10.62%
<b>S&amp;P ADR</b>	-1.62%	8.38%	1.77%	8.27%	3.42%	10.68%	10.68%

## Sector Diversification



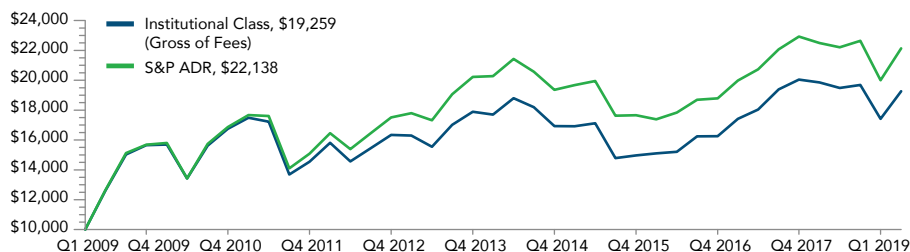
## Country Allocation



## Fund Performance History – Calendar Year Returns

	2009	2010	2011	2012	2013	2014	2015	2016	2017	2018
<b>Institutional Class</b>	39.71%	7.06%	-13.20%	12.34%	9.49%	-5.34%	-11.60%	8.61%	23.32%	-13.15%
<b>S&amp;P ADR</b>	36.61%	7.52%	-10.56%	16.11%	15.53%	-4.26%	-8.78%	6.34%	22.05%	-12.75%

## Growth of \$10,000 Investment at NAV with Dividends Reinvested – 10 Years <sup>2</sup>



Past performance is no guarantee of future results. Investment return and principal value will fluctuate so that shares, when redeemed, may be worth more or less than their original cost. The Fund's current performance may be lower or higher than quoted. For the Fund's performance as of the most recent month end, please call 888-556-5369. Returns are historical and are calculated by determining the percentage change in the net asset value (NAV) with all income and capital gain distributions reinvested. Inception date for the Fund is February 28, 2006.

<sup>1</sup> Returns greater than one year are annualized.

<sup>2</sup> Source: Zephyr StyleADVISOR.

<sup>3</sup> Total Assets Under Management all share classes.

<sup>4</sup> A measure of the volatility of a fund—based on the fund's last three years of annualized daily returns—used to indicate the dispersion of past returns. A higher standard deviation means a greater potential for volatility. If three years of data is not available, inception-to-date is used for the calculation.

## Fund Objective:

The Crossmark Steward International Enhanced Index Fund seeks long-term capital appreciation.

- International, Large Cap Exposure
- Developed & Emerging Market Exposure
- Strategic Developed & Emerging Market Tilting
- Disciplined Quantitative Investment Process
- Proprietary Values-Based Screens

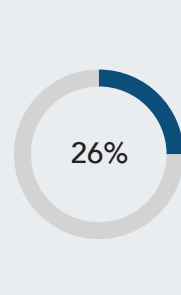
## Fund Information

<b>Ticker Symbol</b>	SNTCX
<b>Total AUM <sup>3</sup></b>	\$141.62 Million
<b>Inception Date</b>	2/28/2006
<b>Expense Ratio</b>	0.71%
<b>As of year ended 4/30/2018</b>	

## Portfolio Characteristics

<b>Market Capitalization</b>	\$84.58 Billion
<b>Number of Holdings</b>	161
<b>Beta</b>	1.04
<b>Standard Deviation <sup>4</sup></b>	13.75

## Top 10 Holdings



Taiwan Semiconductor ADR
Alibaba Group Holding Ltd
HSBC Holdings PLC ADR
Toyota Motor Corp. ADR
BP PLC ADR
Royal Dutch Shell ADR CL A
Total SA ADR
SAP AG - Sponsored ADR
Unilever NV
Royal Dutch Shell ADR CL B

% of Total Portfolio: 26%

© 2019 Morningstar. All Rights Reserved. The information contained herein: (1) is proprietary to Morningstar and/or its content providers; (2) may not be copied or distributed; and (3) is not warranted to be accurate, complete or timely. Neither Morningstar nor its content providers are responsible for any damages or losses arising from any use of this information.

# STEWARD INTERNATIONAL ENHANCED INDEX FUND INSTITUTIONAL CLASS

Fact Sheet – 3/31/2019

All data below is current as of 3/31/2019 unless otherwise specified.



## Investment Process

The Fund employs a six-step process that combines risk controlled portfolio construction and values screening policies.

## Values-Based Screening Methodology

The Fund applies a proprietary set of values screens to all of the investments. Screens applied to the portfolio management process allows investors to avoid owning securities in companies that choose to profit from businesses that are at odds with values-based investing.

### Crossmark Steward Avoidance Screens

Alcohol	Gambling	Life Ethics	Mature Content	Tobacco
---------	----------	-------------	----------------	---------

**This is not an offer to sell or a solicitation to buy Fund shares. Sales of Fund shares may only be made by prospectus. Before investing you should carefully consider the Fund's investment objectives, risks, charges and expenses. This and other information is in the prospectus, a copy of which may be obtained by calling Crossmark Distributors, Inc., the Distributor of the Steward Funds, Inc., at 800-262-6631. Please read the prospectus carefully before you invest.**


The S&P ADR Index is made up of those non-U.S. companies from the S&P Global 1200 that offer either Level II or Level III American Depository Receipts (ADRs), global shares or ordinary shares in the case of Canadian equities. Please note that indexes do not take into account any fees and expenses of investing in the individual securities that they track and investors cannot invest directly in any index.

**Risk Factors:** The Fund may not achieve its stated investment objective. Please be aware that the Fund may be subject to certain additional risks such as Values Screening and Foreign Securities Risk. The Fund may not achieve the same level of performance as it would have without the application of the Values Screening policies. Investments in foreign securities may involve greater risk, including political and economic uncertainties of foreign countries as well as the risk of currency fluctuations. Please see the Fund's prospectus for a further explanation of these risks. ADRs are certificates representing home market securities and provide U.S. investors with a way to invest in non-U.S. securities without leaving the country.


© 2019 Crossmark Distributors, Inc. Distributor Member FINRA  
Not FDIC Insured - No Bank Guarantee - May Lose Value

## Our Firm:


Crossmark Global Investments is an innovative investment management firm. We provide a full suite of investment management solutions to institutional investors, financial advisors and the clients they serve. We have a multi-decade legacy of specializing in values-based investment strategies for clients. Founded in 1987, the firm is headquartered in Houston, Texas and manages approximately \$4.9 billion in AUM.



**JOHN R. WOLF**  
Managing Director



**MELVILLE L. CODY**  
Senior Portfolio Manager



**ZACK WEHNER**  
Portfolio Manager

65 years of combined experience.

Supported by the entire Crossmark Global Investments team.

15375 Memorial Drive, Suite 200, Houston, TX 77079  
888.845.6910 [advisorsolutions@crossmarkglobal.com](mailto:advisorsolutions@crossmarkglobal.com)  
[crossmarkglobal.com](http://crossmarkglobal.com)