

# STEWARD SELECT BOND FUND INSTITUTIONAL CLASS

Fact Sheet – 9/30/2020

All data below is current as of 9/30/2020 unless otherwise specified.



## Morningstar Rating™



OVERALL

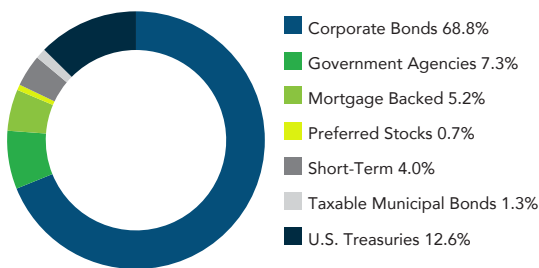
Overall rating out of 515 US Fund Short-Term Bond as of 9/30/2020.

Institutional Class: SEACX      Class A: SEAKX      Class C: SEAXX

## Fund Performance History

	Trailing	Annualized				Since Inception	3Q20	YTD 9/30/20
	1-Year	3-Years	5-Years	10-Years				
<b>Institutional Class</b>	4.97%	3.59%	2.88%	2.42%	3.11%	0.54%	4.25%	
<b>Bloomberg Barclays U.S. Govt/Credit Bond</b>	8.03%	5.86%	4.66%	3.87%	4.52%	0.78%	8.04%	

## Sector Weightings

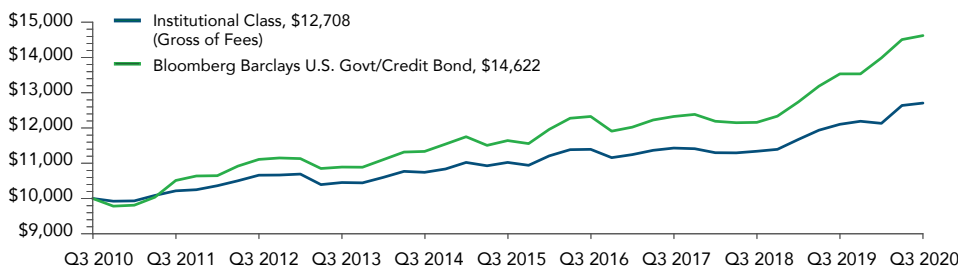


May not equal 100% due to rounding.

## Fund Performance History – Calendar Year Returns

	2010	2011	2012	2013	2014	2015	2016	2017	2018	2019
<b>Institutional Class</b>	5.16%	3.25%	4.08%	-2.10%	3.79%	0.96%	1.99%	2.24%	-0.12%	6.97%
<b>Bloomberg Barclays U.S. Govt/Credit Bond</b>	6.59%	8.74%	4.82%	-2.35%	6.01%	0.15%	3.05%	4.00%	-0.42%	9.71%

## Growth of \$10,000 Investment at NAV with Dividends Reinvested – 10 Years <sup>1</sup>



Past performance is no guarantee of future results. Investment return and principal value will fluctuate so that shares, when redeemed, may be worth more or less than their original cost. The Fund's current performance may be lower or higher than quoted. For the Fund's performance as of the most recent month end, please call 888-556-5369. Returns are historical and are calculated by determining the percentage change in the net asset value (NAV) with all income and capital gain distributions reinvested. Inception date for the Fund is October 1, 2004.

<sup>1</sup> Source: Zephyr StyleADVISOR.

<sup>2</sup> Total Assets Under Management all share classes.

<sup>3</sup> The SEC Yield is a standardized annual yield based on the most recent 30-day period. It is calculated in accordance with current Securities and Exchange Commission regulations and is subject to change.

<sup>4</sup> Duration is the measure of the price sensitivity of a fixed-income security to an interest rate change of 100 basis points (1%). The calculation is based on the weighted average of the present values for all cash flows.

<sup>5</sup> Average Life: Average length of time before the bond issuer pays the bond holder.

<sup>6</sup> A measure of the volatility of a fund—based on the fund's last three years of annualized daily returns—used to indicate the dispersion of past returns. A higher standard deviation means a greater potential for volatility. If three years of data is not available, inception-to-date is used for the calculation.

## Fund Objective:

The Steward Select Bond Fund seeks to provide high current income through the use of a diversified, investment-grade, fixed income focused strategy.

- Diversified Fixed Income Exposure
- Active Portfolio Management
- Sector Rotation
- Yield-Curve Analysis
- Duration Management

## Fund Information

<b>Ticker Symbol</b>	SEACX
<b>Total AUM <sup>2</sup></b>	\$ 156.31 Million
<b>Inception Date</b>	10/1/2004
<b>Expense Ratio</b>	0.66%
Prospectus dated 8/31/2020	

## Portfolio Characteristics

<b>SEC 30-Day Yield <sup>3</sup></b>	0.68%
<b>Duration <sup>4</sup></b>	4.75
<b>Average Life <sup>5</sup></b>	5.80
<b>Number of Holdings</b>	120
<b>Standard Deviation <sup>6</sup></b>	0.13

## Top 10 Issuers

- U.S. Treasury Note
- Northern Institutional Funds Premier
- Qualcomm, Inc.
- Pepsico, Inc.
- Amgen, Inc.
- Valero Energy Corp.
- Freddie Mac REMICS
- U.S. Bank National Association
- Visa, Inc.
- Intel Corp.

© 2020 Morningstar. All Rights Reserved. The information contained herein: (1) is proprietary to Morningstar and/or its content providers; (2) may not be copied or distributed; and (3) is not warranted to be accurate, complete or timely. Neither Morningstar nor its content providers are responsible for any damages or losses arising from any use of this information.

Not FDIC Insured - No Bank Guarantee - May Lose Value

# STEWARD SELECT BOND FUND INSTITUTIONAL CLASS

Fact Sheet – 9/30/2020

All data below is current as of 9/30/2020 unless otherwise specified.

## Investment Process

The Fund employs a four-step process focused on high quality fixed income securities.



## Values-Based Screening Methodology

The Funds apply a set of investment screens consistent with widely-held traditional values. Screens utilized in the portfolio management process allow investors to avoid owning securities in companies that choose to profit from businesses that may be at odds with their personal convictions.

### Steward Avoidance Screens

Common Additions:	Alcohol	Cannabis	Gambling	Tobacco
Family Values:	Abortion	Adult Entertainment	Stem Cell Research	

**Before investing in a mutual fund, you should read the fund's prospectus carefully and consider the fund's investment objectives, risks, charges and expenses. The prospectus contains this and other information about the fund. A copy of the Steward Funds' prospectus may be obtained free of charge by calling Crossmark Distributors at 800-262-6631. Past Performance does not guarantee future results.**

The Fund may not achieve its objective if the managers' expectations regarding particular securities or markets are not met. Fixed income investments generally involve three principal risks—interest rate risk, credit risk, and liquidity risk. Prices of fixed-income securities rise and fall in response to interest rate changes (interest rate risk). Generally, when interest rates rise, prices of fixed-income securities fall. The longer the duration of the security, the more sensitive the security is to this risk. There is also a risk that the issuer of a note or bond will be unable to pay agreed interest payments and may be unable to repay the principal upon maturity (credit risk). Lower-rated bonds, and bonds with longer final maturities, generally have higher credit risks. As interest rates rise and/or the credit risk associated with a particular issuer changes, bonds held within a portfolio may become difficult to liquidate without realizing a loss (liquidity risk).


The Bloomberg Barclays U.S. Government/Credit Bond Index measures the performance of investment grade corporate debt and agency bonds that are dollar denominated and have a remaining maturity of greater than one year. Please note that indexes do not take into account any fees and expenses of investing in the individual securities that they track and investors cannot invest directly in any index.

© 2020 Crossmark Distributors, Inc. Distributor Member FINRA

## Our Firm:

Crossmark Global Investments is a boutique investment management firm that provides a full suite of investment strategies to institutional investors, financial advisors, and the clients they serve. For over 30 years we have delivered uniquely constructed products based on our proprietary, disciplined, and repeatable process. We are especially known for helping our clients align their investments with their values by creating socially conscious, responsible investment strategies. Founded in 1987, we are headquartered in Houston, Texas and manage approximately \$5.0 billion in AUM as of September 30, 2020.

## Portfolio Manager



**VICTORIA FERNANDEZ, CFA®**  
Chief Market Strategist

25 years of experience.

Supported by the entire Crossmark Global Investments team.

## Morningstar Rating™

★★★★★	OVERALL
★★★★★	3 YEAR
★★★★★	5 YEAR
★★★★★	10 YEAR

Overall rating out of 515, 3 Year out of 515, 5 Year out of 459, and 10 Year out of 297 US Fund Short-Term Bond as of 9/30/2020.

The Morningstar Rating™ for funds, or "star rating", is calculated for funds with at least a three-year history. It is calculated based on a Morningstar Risk-Adjusted Return measure that accounts for variation in a managed product's monthly excess performance, placing more emphasis on downward variations and rewarding consistent performance. The top 10% of products in each product category receive 5 stars, the next 22.5% receive 4 stars, the next 35% receive 3 stars, the next 22.5% receive 2 stars, and the bottom 10% receive 1 star. The Overall Morningstar Rating for a managed product is derived from a weighted average of the performance figures associated with its three-, five-, and 10-year (if applicable) Morningstar Rating metrics.

15375 Memorial Drive, Suite 200, Houston, TX 77079  
888.845.6910 [advisorsolutions@crossmarkglobal.com](mailto:advisorsolutions@crossmarkglobal.com)  
[crossmarkglobal.com](http://crossmarkglobal.com)