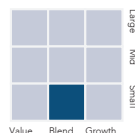


# STEWARD SMALL-MID CAP ENHANCED INDEX FUND INSTITUTIONAL CLASS

Fact Sheet – 12/31/2018

All data below is current as of 12/31/18 unless otherwise specified.



## Morningstar Rating™

★★★★★ OVERALL

Overall rating out of 644 Small Blend funds as of 12/31/2018.

Institutional Class: SCECX      Class A: TRDFX      Class C: SSMEX

## Fund Performance History – Trailing Returns <sup>1</sup>

	1-Year	3-Years	5-Years	10-Years	Since Inception	4Q18	YTD 12/31/18
Institutional Class	-12.11%	7.37%	4.72%	13.72%	6.93%	-19.69%	-12.11%
S&P 1000	-10.30%	8.21%	6.13%	13.65%	7.57%	-18.17%	-10.30%

## Sector Diversification vs. S&P 1000

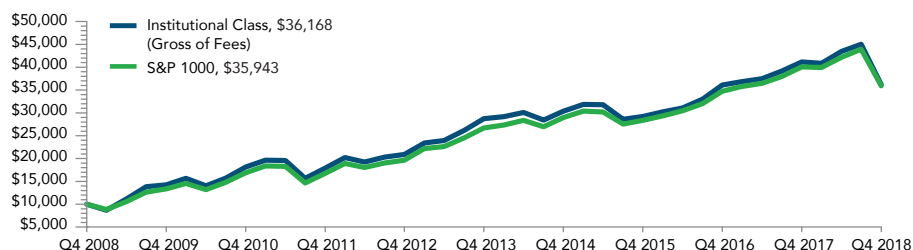
	Institutional Class	S&P 1000
Communication Services	2.50%	2.35%
Consumer Discretionary	16.20%	12.42%
Consumer Staples	3.20%	3.16%
Energy	5.90%	3.64%
Financials	14.70%	17.25%
Health Care	10.80%	10.52%

	Institutional Class	S&P 1000
Industrials	16.20%	16.39%
Information Technology	14.00%	14.99%
Materials	6.40%	5.86%
Real Estate	7.00%	8.71%
Utilities	3.10%	4.71%

## Fund Performance History – Calendar Year Returns

	2009	2010	2011	2012	2013	2014	2015	2016	2017	2018
Institutional Class	42.37%	27.44%	-1.33%	16.75%	37.40%	5.70%	-3.74%	23.50%	14.04%	-12.11%
S&P 1000	33.48%	26.55%	-0.92%	17.40%	35.87%	8.54%	-2.11%	22.49%	15.33%	-10.30%

## Growth of \$10,000 Investment at NAV with Dividends Reinvested – 10 Years <sup>2</sup>



Past performance is no guarantee of future results. Investment return and principal value will fluctuate so that shares, when redeemed, may be worth more or less than their original cost. The Fund's current performance may be lower or higher than quoted. For the Fund's performance as of the most recent month end, please call 888-556-5369. Returns are historical and are calculated by determining the percentage change in the net asset value (NAV) with all income and capital gain distributions reinvested. Inception date for Fund is April 3, 2006.

<sup>1</sup> Returns greater than one year are annualized.

<sup>2</sup> Source: Zephyr StyleADVISOR.

<sup>3</sup> Total Assets Under Management all share classes.

<sup>4</sup> A measure of the volatility of a fund—based on the fund's last three years of annualized daily returns—used to indicate the dispersion of past returns. A higher standard deviation means a greater potential for volatility. If three years of data is not available, inception-to-date is used for the calculation.

## Fund Objective:

The Crossmark Steward Small-Mid Cap Enhanced Fund seeks long-term capital appreciation.

- Domestic, Small & Mid Cap Exposure
- Growth & Value Style Exposure
- Strategic Style Tilting
- Disciplined Quantitative Investment Process
- Proprietary Values-Based Screens

## Fund Information

Ticker Symbol	<b>SCECX</b>
Total AUM <sup>3</sup>	<b>\$199.58 Million</b>
Inception Date	<b>4/3/2006</b>
Expense Ratio	<b>0.57%</b>
As of year ended 4/30/2018	

## Portfolio Characteristics

Market Capitalization	<b>\$3.13 Billion</b>
Number of Holdings	<b>979</b>
Beta	<b>1.09</b>
Standard Deviation <sup>4</sup>	<b>15.63</b>

## Top 10 Holdings

Domino's Pizza, Inc.	
Steris plc	
PTC, Inc.	
Teleflex, Inc.	
Atmos Energy Corp.	
Reinsurance Group of America	
Service Corp. International	
Molina Healthcare, Inc.	
UGI Corp.	
Renewable Energy Group	

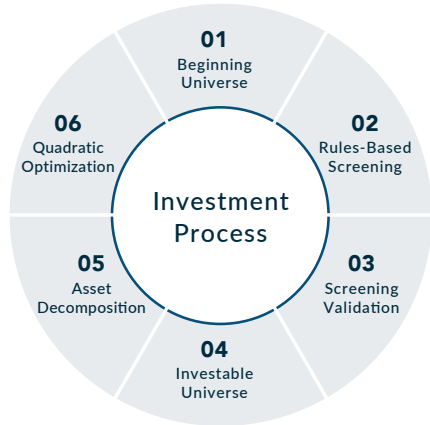
% of Total Portfolio: 3%

© 2018 Morningstar. All Rights Reserved. The information contained herein: (1) is proprietary to Morningstar and/or its content providers; (2) may not be copied or distributed; and (3) is not warranted to be accurate, complete or timely. Neither Morningstar nor its content providers are responsible for any damages or losses arising from any use of this information.

# STEWARD SMALL-MID CAP ENHANCED INDEX FUND INSTITUTIONAL CLASS

Fact Sheet – 12/31/2018

All data below is current as of 12/31/18 unless otherwise specified.



## Investment Process

The Fund employs a six-step process that combines small-mid cap style allocation with relative risk controlled portfolio construction and values screening policies.

## Values-Based Screening Methodology

The Fund applies a proprietary set of values screens to all of the investments. Screens applied to the portfolio management process allows investors to avoid owning securities in companies that choose to profit from businesses that are at odds with values-based investing.

### Crossmark Steward Avoidance Screens

Alcohol	Gambling	Life Ethics	Mature Content	Tobacco
---------	----------	-------------	----------------	---------

**This is not an offer to sell or a solicitation to buy Fund shares. Sales of Fund shares may only be made by prospectus. Before investing you should carefully consider the Fund's investment objectives, risks, charges and expenses. This and other information is in the prospectus, a copy of which may be obtained by calling Crossmark Distributors, Inc., the Distributor of the Steward Funds, Inc., at 800-262-6631. Please read the prospectus carefully before you invest.**


The S&P 1000 index is a broad market portfolio representing the mid cap and small cap segments of the U.S. equity market. S&P MidCap 400 makes up approximately 70% of this index and S&P SmallCap 600 makes up the remaining 30%. Please note that indexes do not take into account any fees and expenses of investing in the individual securities that they track and investors cannot invest directly in any index.

**Risk Factors:** The Fund may not achieve its stated investment objective. Please be aware that the Fund may be subject to certain additional risks such as Values Screening and Equity Market Risk. The Fund may not achieve the same level of performance as it would have without the application of the Values Screening policies. The value of equity securities will rise and fall in response to the activities of the companies that issued the securities, general market conditions and/or economic conditions. Please see the Fund's prospectus for a further explanation of these risks.

© 2019 Crossmark Distributors, Inc. Distributor Member FINRA  
Not FDIC Insured - No Bank Guarantee - May Lose Value

## Our Firm:

Crossmark Global Investments is an innovative investment management firm. We provide a full suite of investment management solutions to institutional investors, financial advisors and the clients we serve. We have a multi-decade legacy of specializing in values-based investment strategies for clients. Founded in 1987, the firm is headquartered in Houston, Texas and manages approximately \$4.5 billion in AUM.



**JOHN R. WOLF**  
Managing Director –  
Equity Investments



**MELVILLE L. CODY**  
Senior Portfolio Manager



**ZACK WEHNER**  
Portfolio Manager

65 years of combined experience.

Supported by the entire Crossmark Global Investments team.

## Morningstar Rating™

★★★★★ OVERALL  
★★★★★ 3 YEAR  
★★★★★ 5 YEAR  
★★★★★ 10 YEAR

Overall rating out of 644, 3 Year out of 644, 5 Year out of 541, 10 Year out of 393 Small Blend funds as of 12/31/2018.

The Morningstar Rating™ for funds, or "star rating", is calculated for funds with at least a three-year history. It is calculated based on a Morningstar Risk-Adjusted Return measure that accounts for variation in a managed product's monthly excess performance, placing more emphasis on downward variations and rewarding consistent performance. The top 10% of products in each product category receive 5 stars, the next 22.5% receive 4 stars, the next 35% receive 3 stars, the next 22.5% receive 2 stars, and the bottom 10% receive 1 star. The Overall Morningstar Rating for a managed product is derived from a weighted average of the performance figures associated with its three-, five-, and 10-year (if applicable) Morningstar Rating metrics.

15375 Memorial Drive, Suite 200, Houston, TX 77079  
888.845.6910 advisorsolutions@crossmarkglobal.com  
[crossmarkglobal.com](http://crossmarkglobal.com)