

Snapshot

Fixed Inc Style Box	
Morningstar Category	US SA Short-Term Bond
Inception Date	1/2/2003
Strategy Assets	\$ 207,600,000
Investment Minimum	\$ 100,000
# of Holdings	35

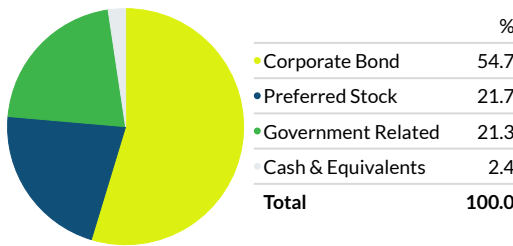
Strategy Objective

Seeks to provide above-average income flows in an investment-grade strategy

Model Portfolio Characteristics*

Yield to Maturity	1.81%
Duration (Modified Adjusted)	2.65
Years to Maturity	2.94
Current Yield	3.44%
Average Quality (S&P)	A+
Average Coupon	2.91%

Model Portfolio Sector Allocation*



Model Portfolio Top 10 Issues*

	Weight
Federal Home Loan Mortgage Corporation 2.38%	14.64%
Federal National Mortgage Association 2.63%	6.62%
Bank of America Corp PRF PERPETUAL USD 25 - Ser	2.96%
Brighthouse Financial Inc.	2.94%
MetLife Inc Pfd	2.83%
JPMorgan Chase & Co 6% PRF PERPETUAL USD 25 -	2.82%
Prudential Financial, Inc.	2.80%
Charles Schwab Corp Deposit Shs Repr 1/40th % Non	2.64%
Duke Energy Corp	2.63%
General Mills, Inc. 4.2%	2.37%
	43.23%

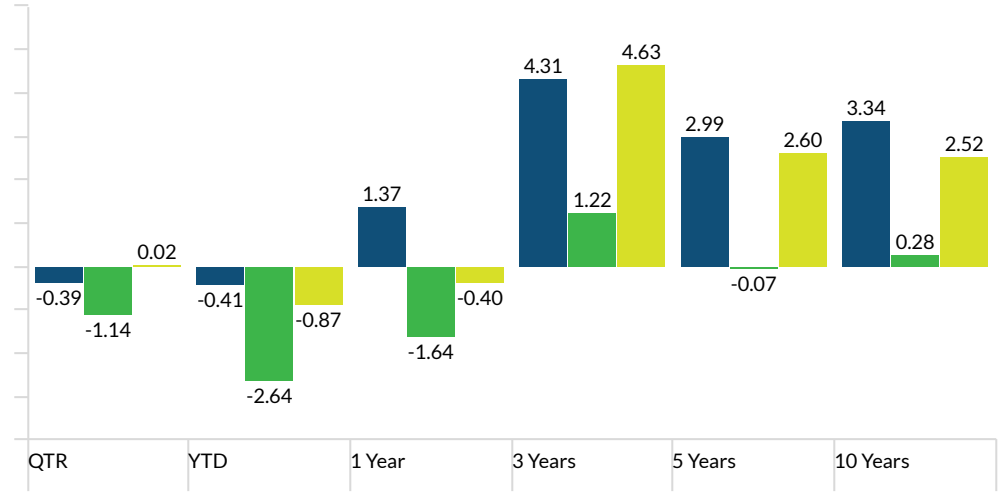
All Investments are subject to risks, including the possible loss of principal. Past performance does not guarantee future results.

Composite illustrated is the Crossmark Current Income Portfolio Wrap Composite.

* Model Portfolios are based on a hypothetical account managed during the current quarter. Actual characteristics and income may differ materially from model.

Net performance was calculated using the hypothetical highest annual all-inclusive wrap fee of 3% applied quarterly.

Composite Performance (%)



	Qtr	YTD	1 Year	3 Years	5 Years	10 Years
Current Income Portfolio (Wrap) - Gross	-0.39%	-0.41%	1.37%	4.31%	2.99%	3.34%
Current Income Portfolio (Wrap) - Net	-1.14%	-2.64%	-1.64%	1.22%	-0.07%	0.28%
Bloomberg U.S. Govt/Credit Int TR	0.02%	-0.87%	-0.40%	4.63%	2.60%	2.52%

Composite Calendar Year Returns

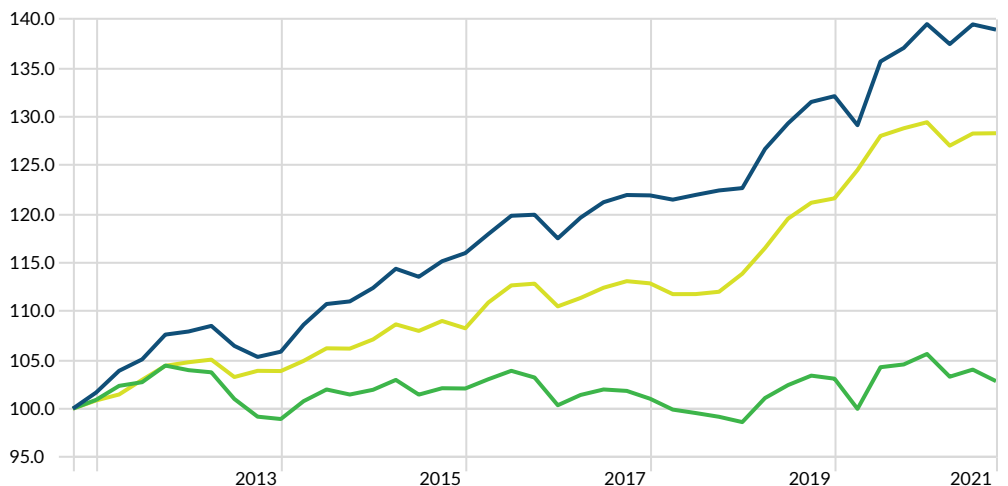
	2020	2019	2018	2017	2016	2015	2014	2013	2012	2011
Current Income Portfolio (Wrap) - Gross	5.61%	7.70%	0.62%	3.76%	1.31%	3.19%	6.19%	-1.93%	6.17%	5.83%
Current Income Portfolio (Wrap) - Net	2.46%	4.52%	-2.38%	0.67%	-1.68%	0.13%	3.04%	-4.83%	3.02%	2.69%
Bloomberg U.S. Govt/Credit Int TR	6.43%	6.80%	0.88%	2.14%	2.08%	1.07%	3.13%	-0.86%	3.89%	5.80%

Model Portfolio Historical Yield (%)*

	2020	2019	2018	2017	2016	2015	2014	2013	2012	2011
Current Income Portfolio	3.70	4.05	4.30	4.37	4.60	4.71	4.67	4.91	4.65	5.05
Bloomberg U.S. Govt/Credit Int TR	2.11	2.58	2.68	2.44	2.42	2.47	2.50	2.53	2.59	2.97

Composite Growth of \$100

Time Period: 10/1/2011 to 9/30/2021

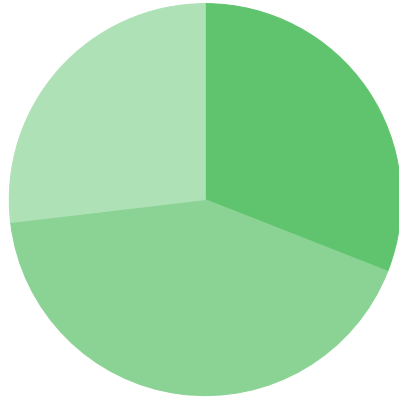


Current Income Portfolio (Wrap) - Gross	138.9	Current Income Portfolio (Wrap) - Net	102.8	Bloomberg U.S. Govt/Credit Int TR	128.3
---	-------	---------------------------------------	-------	-----------------------------------	-------

Portfolio Manager

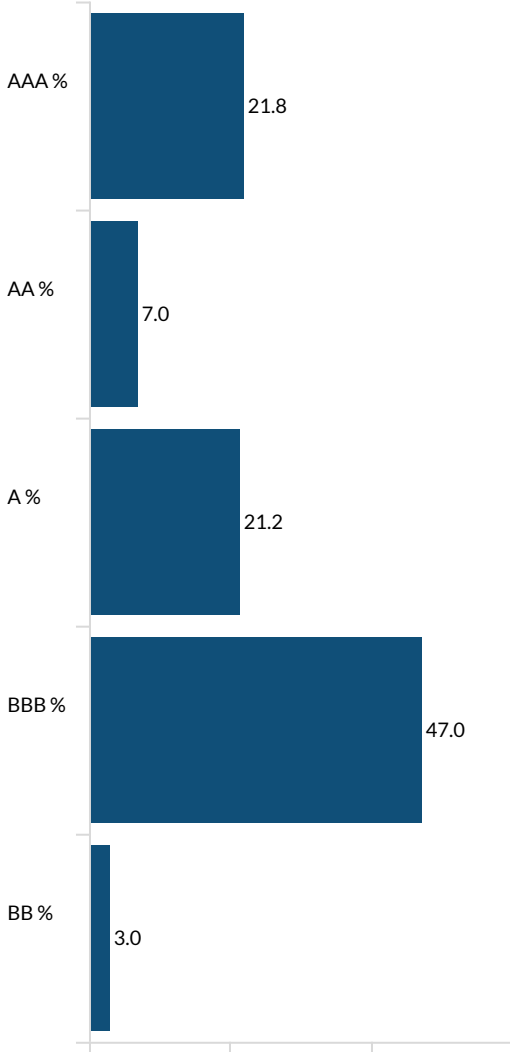
Victoria Fernandez, CFA

Model Portfolio Coupon Breakdown*

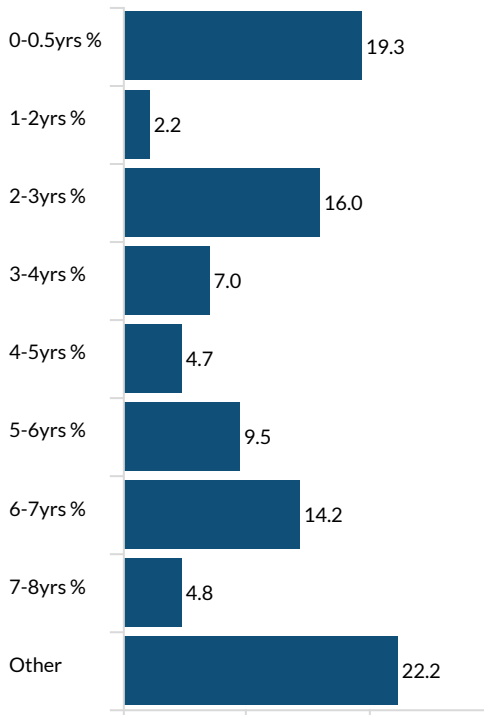


	%
Coupon 2-3%	31.0
Coupon 3-4%	42.2
Coupon 4-5%	26.9
Total	100.0

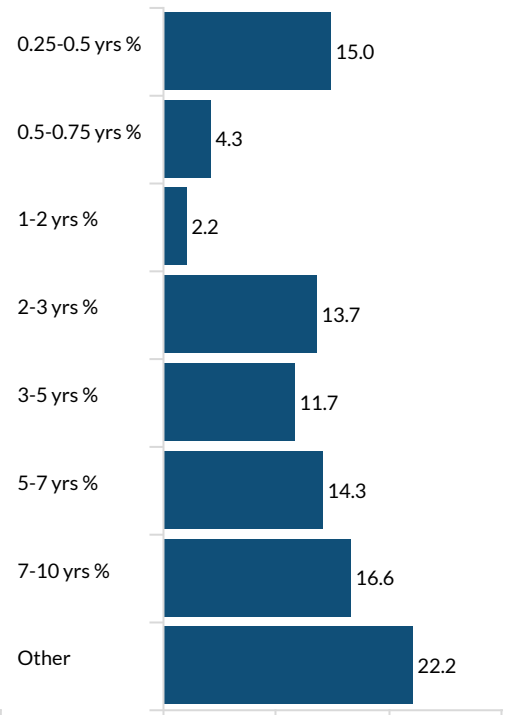
Model Portfolio Credit Rating Breakdown*



Model Portfolio Effective Duration*



Model Portfolio Effective Maturity*



Crossmark Global Investments, Inc. (Crossmark) is an investment adviser registered with the Securities and Exchange Commission that provides discretionary investment management services to mutual funds, institutions, and individual clients. Crossmark claims compliance with the Global Investment Performance Standards (GIPS®). Prospective clients can obtain a GIPS Composite Report by sending a request to: advisorsolutions@crossmarkglobal.com.

The Crossmark Current Income Portfolio Wrap Composite includes all fully discretionary wrap current income portfolio accounts. Fixed current income portfolios are invested in high yield bonds of primarily intermediate maturity and selected preferred stocks. The composite excludes accounts for which the clients have imposed restrictions or requirements that impede the manager from fully executing their strategy such that the results will not be representative of the strategy. For comparison purposes the composite is measured against the Bloomberg U.S. Intermediate Government/Credit Bond Index. Bloomberg U.S. Intermediate Govt/Credit Bond is an unmanaged index that tracks the performance of intermediate term U.S. government and corporate bonds.

The U.S. Dollar is the currency used to express performance. The performance reflects the reinvestment of dividends and other earnings to the extent that client accounts included in the composite elected to reinvest dividends and earnings. Performance figures shown gross of fees do not reflect the payment of investment advisory fees.

All Investments are subject to risks, including the possible loss of principal. Past performance does not guarantee future results. The Current Income Portfolio Strategy may not achieve its objective if the managers' expectations regarding particular securities or markets are not met. Fixed income investments generally involve three principal risks—interest rate risk, credit risk, and liquidity risk. Prices of fixed-income securities rise and fall in response to interest rate changes (interest rate risk). Generally, when interest rates rise, prices of fixed-income securities fall. The longer the duration of the security, the more sensitive the security is to this risk. There is also a risk that the issuer of a note or bond will be unable to pay agreed interest payments and may be unable to repay the principal upon maturity (credit risk). Lower-rated bonds, and bonds with longer final maturities, generally have higher credit risks. As interest rates rise and/or the credit risk associated with a particular issuer changes, bonds held within a portfolio may become difficult to liquidate without realizing a loss (liquidity risk).

* Model Portfolios are based on a hypothetical account managed during the current quarter. Actual characteristics and income may differ materially from model.

Net performance was calculated using the hypothetical highest annual all-inclusive wrap fee of 3% applied quarterly.

© 2021 Morningstar. All Rights Reserved. The information contained herein: (1) is proprietary to Morningstar and/or its content providers; (2) may not be copied or distributed; and (3) is not warranted to be accurate, complete or timely. Neither Morningstar nor its content providers are responsible for any damages or losses arising from any use of this information.

GIPS is a registered trademark of CFA Institute. CFA Institute does not endorse or promote this organization, nor does it warrant the accuracy of quality of the content contained herein.

