

Snapshot

Morningstar Category	US SA Short-Term Bond
Inception Date	1/1/2001
Strategy Assets	\$32,444,671
Investment Minimum	\$100,000
Model Portfolio # of Holdings	23

Strategy Objective

Seeks to provide capital preservation, current income, and capital appreciation opportunities through investments in intermediate maturity investment-grade bonds

Model Portfolio Characteristics*

Yield to Maturity (%)	4.65
Duration	3.30
Current Yield (%)	3.09
Average Coupon (%)	2.90
Average Credit Rating (Moody's)	A1
Average Price (\$)	93.78

Model Portfolio Top 10 Holdings*

	Weight
Government Of The United States Of America 2.125% 30-nov-2023	8.44%
Federal National Mortgage Association 2.125% 24-apr-2026	6.06%
Government Of The United States Of America 1.875% 31-jul-2026	5.95%
Federal National Mortgage Association 1.875% 24-sep-2026	5.89%
Federal National Mortgage Association 2.375% 19-jan-2023	5.16%
Federal Home Loan Mortgage Corporation 2.75% 19-jun-2023	4.28%
Target Corporation 3.5% 01-jul-2024	4.26%
Federal National Mortgage Association 2.625% 06-sep-2024	4.18%
General Mills, Inc. 4.2% 17-apr-2028	4.17%
General Dynamics Corporation 3.75% 15-may-2028	4.11%
Total	52.50%

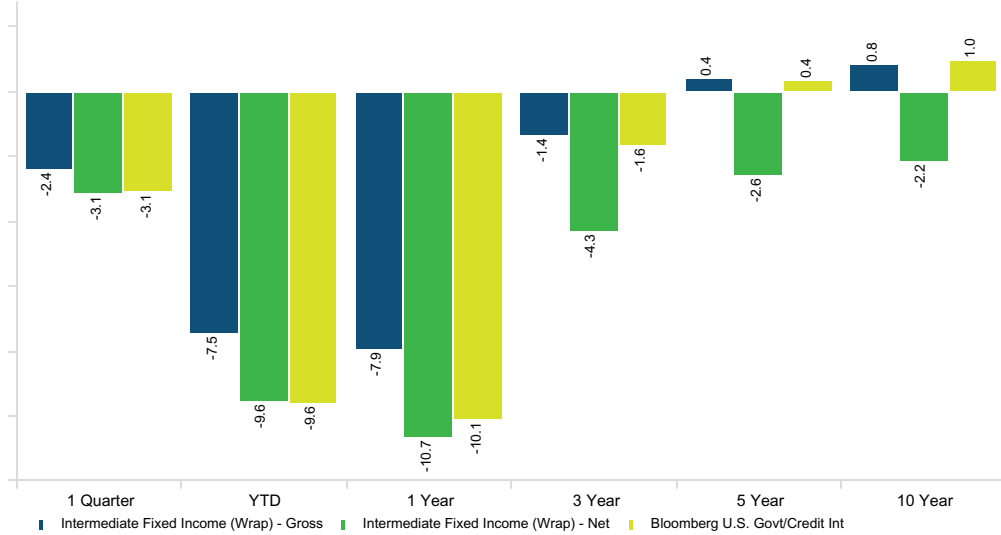
All Investments are subject to risks, including the possible loss of principal. Past performance does not guarantee future results.

Composite illustrated is the Crossmark Intermediate Fixed Income Wrap Composite.

* Model Portfolios are based on a hypothetical account managed during the current quarter. Actual characteristics and income may differ materially from model.

Net performance was calculated using the hypothetical highest annual all-inclusive wrap fee of 3.00% by deducting .75% from the last month of each quarter. Gross performance is shown as supplemental information and is stated as pure gross of all fees as the returns have not been reduced by transaction costs. Wrap fees include Crossmark's portfolio management fee as well as all charges for trading costs, custody, and other administrative fees. Due to the effect of compounding, annual returns shown net of fees may be lower than the return that would be shown if the fee were deducted
Source: FactSet

Composite Performance (%)



Composite Trailing Returns

	1 Quarter	YTD	1 Year	3 Year	5 Year	10 Year
Intermediate Fixed Income (Wrap) - Gross	-2.39%	-7.49%	-7.94%	-1.37%	0.40%	0.84%
Intermediate Fixed Income (Wrap) - Net	-3.14%	-9.59%	-10.70%	-4.31%	-2.58%	-2.15%
Bloomberg U.S. Govt/Credit Int	-3.06%	-9.63%	-10.14%	-1.64%	0.38%	1.00%

Composite Calendar Year Returns

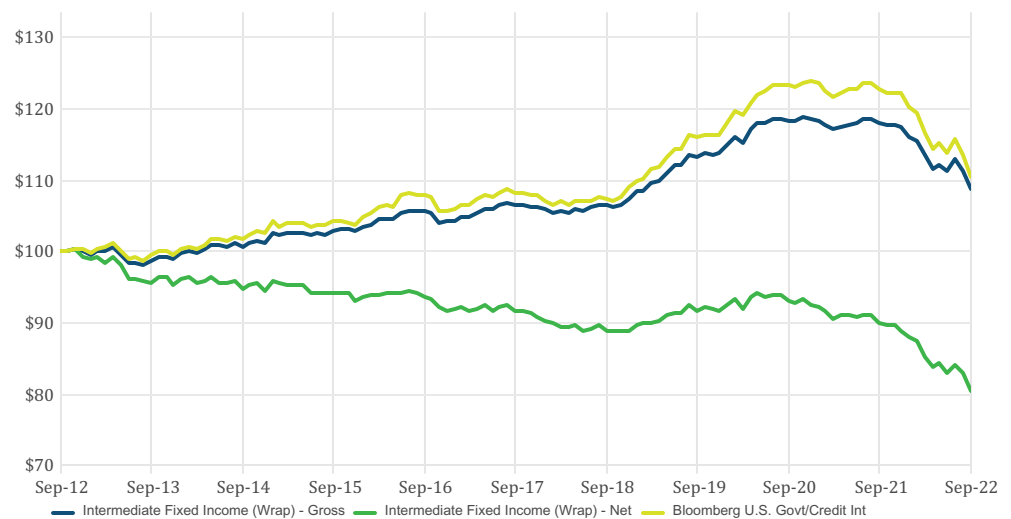
	2021	2020	2019	2018	2017	2016	2015	2014	2013
Intermediate Fixed Income (Wrap) - Gross	-1.00	4.17	6.17	0.90	2.06	1.39	1.50	2.23	-0.93
Intermediate Fixed Income (Wrap) - Net	-3.94	1.07	3.03	-2.09	-0.97	-1.60	-1.50	-0.81	-3.87
Bloomberg U.S. Govt/Credit Int	-1.44	6.43	6.80	0.88	2.14	2.08	1.07	3.13	-0.86

Model Portfolio Historical Yield (%)*

	2021	2020	2019	2018	2017	2016	2015	2014	2013	2012	2011
Intermediate Fixed Income	2.88	2.38	3.12	3.16	3.20	3.34	3.69	3.49	3.81	3.64	3.93
Bloomberg U.S. Govt/Credit Int	1.97	2.11	2.58	2.68	2.44	2.42	2.47	2.50	2.53	2.59	2.97

Composite Growth of \$100

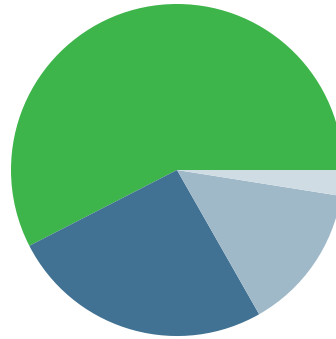
Time Period: 9/30/2012 to 9/30/2022



Portfolio Managers

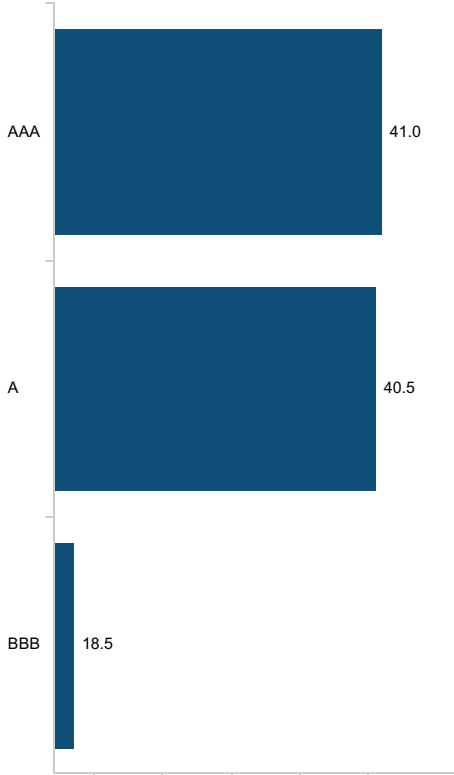
Victoria Fernandez, CFA

Model Portfolio Fixed Income Sector Breakdown*

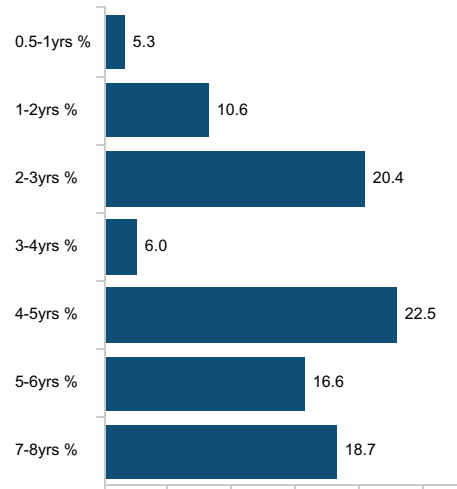


	%
Corporate	57.55
Quasi & Foreign Government	25.57
Sovereign	14.39
[Cash]	2.49
Total	100.0

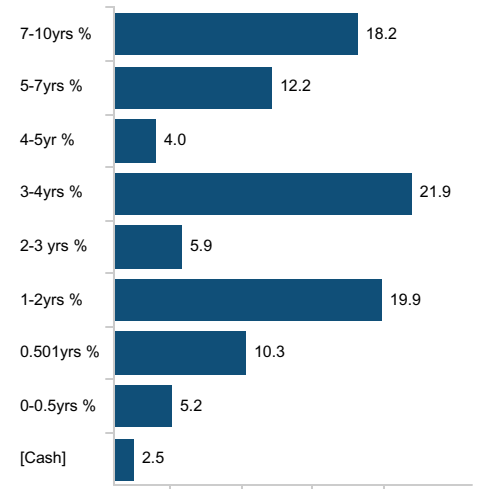
Model Portfolio Credit Rating Breakdown*



Model Portfolio Effective Duration*



Model Portfolio Effective Maturity*



Crossmark Global Investments, Inc. (Crossmark) is an investment adviser registered with the Securities and Exchange Commission that provides discretionary investment management services to mutual funds, institutions, and individual clients. Investment advice can be provided only after the delivery of Crossmark's firm Brochure and Brochure Supplement Form ADV (Parts 2A and 2B) and Form CRS, and once a properly executed investment advisory agreement has been entered into by the client. Crossmark claims compliance with the Global Investment Performance Standards (GIPS®). Prospective clients can obtain a GIPS Composite Report by sending a request to: advisorsolutions@crossmarkglobal.com.

The Crossmark Intermediate Fixed Income strategy invests in U.S. Treasury, government agency and investment-grade corporate bonds with a maximum maturity of ten years to provide high income and preservation of capital. The Crossmark Intermediate Fixed Income Wrap Composite is comprised of all discretionary, fee-paying, wrap accounts managed using this strategy. The composite has a creation date and inception date of January 1, 2001. The primary benchmark for this composite is the Bloomberg U.S. Government /Credit Intermediate Index. The Bloomberg U.S. Government /Credit Intermediate Index measures the performance of the U.S. Dollar denominated U.S. Treasuries, government-related and investment grade U.S. Corporate securities that have a remaining maturity of greater than one year and less than ten years.

The U.S. Dollar is the currency used to express performance. The performance reflects the reinvestment of dividends and other earnings to the extent that client accounts included in the composite elected to reinvest dividends and earnings. Performance figures shown gross of fees do not reflect the payment of investment advisory fees.

All investments are subject to risks, including the possible loss of principal. Past performance does not guarantee future results. The Intermediate Fixed Income strategy may not achieve its objective if the managers' expectations regarding particular securities or markets are not met. Fixed income investments generally involve three principal risks—interest rate risk, credit risk, and liquidity risk. Prices of fixed-income securities rise and fall in response to interest rate changes (interest rate risk). Generally, when interest rates rise, prices of fixed-income securities fall. The longer the duration of the security, the more sensitive the security is to this risk. There is also a risk that the issuer of a note or bond will be unable to pay agreed interest payments and may be unable to repay the principal upon maturity (credit risk). Lower-rated bonds, and bonds with longer final maturities, generally have higher credit risks. As interest rates rise and/or the credit risk associated with a particular issuer changes, bonds held within a portfolio may become difficult to liquidate without realizing a loss (liquidity risk).

* Model Portfolios are based on a hypothetical account managed during the current quarter. Actual characteristics and income may differ materially from model.

Net performance was calculated using the hypothetical highest annual all-inclusive wrap fee of 3.00% by deducting .75% from the last month of each quarter. Gross performance is shown as supplemental information and is stated as pure gross of all fees as the returns have not been reduced by transaction costs. Wrap fees include Crossmark's portfolio management fee as well as all charges for trading costs, custody, and other administrative fees. Due to the effect of compounding, annual returns shown net of fees may be lower than the return that would be shown if the fee were deducted from the gross return at a single point in time.

Index returns shown assume the reinvestment of all dividends and distributions.

GIPS is a registered trademark of CFA Institute. CFA Institute does not endorse or promote this organization, nor does it warrant the accuracy or quality of the content contained herein.

Global Investment Performance Standards