

Snapshot

Morningstar Category	US SA Muni National Short
Inception Date	1/1/2002
Strategy Assets	\$361,883,757
Investment Minimum	\$200,000
# of Holdings	19

Strategy Objective

Seeks to maximize after-tax income and preserve capital by attempting to reduce risk levels in portfolios by managing duration and utilizing "A" and higher rated bonds which are not subject to the alternative minimum tax

Portfolio Characteristics*

Yield to Maturity (%)	3.73
Duration	2.89
Current Yield (%)	4.64
Average Coupon (%)	4.80
Average Credit Rating (Moody's)	Aa3
Average Price (\$)	103.49

Top 10 Holdings*

	Weight
San Francisco Calif City & Cnty Pub Utils Commwastewater R Ev 5.0% 01-oct-2034	5.33%
Tuscaloosa Cnty Ala Brd Ed Spl Tax Sch Wts 5.0% 01-feb-2029	5.27%
Northwood Ohio 5.0% 01-dec-2042	5.22%
Richmond Va Pub Util Rev 5.0% 15-jan-2030	5.21%
Indiana Mun Pwr Agy Pwr Supply Sys Rev 5.0% 01-jan-2033	5.18%
Licking Heights Ohio Loc Sch Dist 5.0% 01- oct-2042	5.17%
Atlanta Ga Wtr & Wastewtr Rev 5.0% 01- nov-2035	5.07%
Massachusetts St Sch Bldg Auth Dedicated Sales Tax Rev 5.0% 15-aug-2037	5.06%
Hawaii St 5.0% 01-aug-2033	5.05%
Minneapolis & St Paul Minn Met Arpts Commn Arptrev 5.0% 01-jan-2029	5.00%
Total	51.55%

All Investments are subject to risks, including the possible loss of principal. Past performance does not guarantee future results.

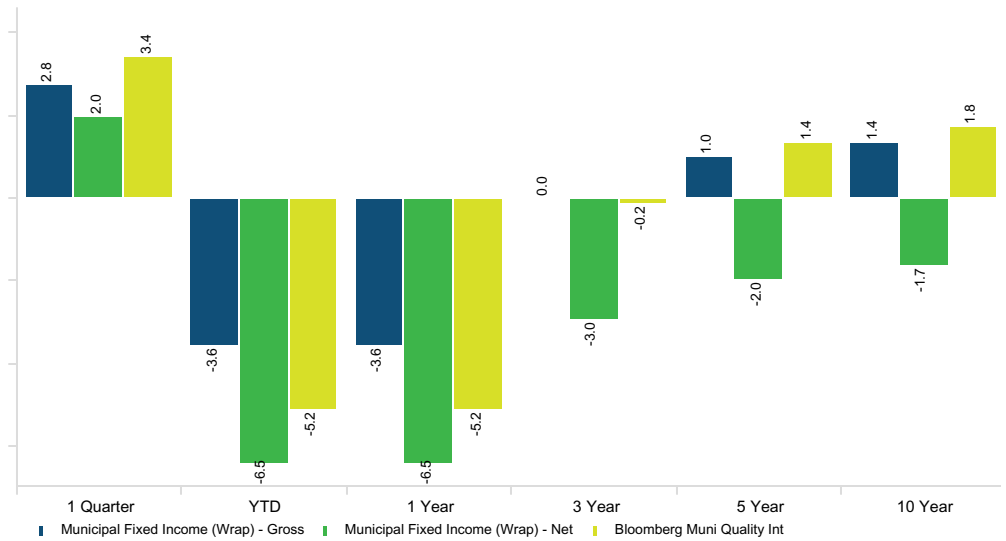
Composite illustrated is the Crossmark Municipal Fixed Income Wrap Composite.

*Crossmark uses a model account to manage the individual client accounts that have selected this investment strategy. The portfolio characteristics shown are based on the model account. The characteristics of any individual account may differ from those of the model account. All performance information shown is composite performance derived from the aggregate of all accounts included in the composite.

Net performance was calculated using the hypothetical highest annual all-inclusive wrap fee of 3.00% by deducting .75% from the last month of each quarter. Gross performance is shown as supplemental information and is stated as pure gross of all fees as the returns have not been reduced by transaction costs. Wrap fees include Crossmark's portfolio management fee as well as all charges for trading costs, custody, and other administrative fees. Due to the effect of compounding, annual returns shown net of fees may be lower than the return that would be shown if the fee were deducted from the gross return at a single point in time.

Source: FactSet

Composite Performance (%)



Composite Trailing Returns

	1 Quarter	YTD	1 Year	3 Year	5 Year	10 Year
Municipal Fixed Income (Wrap) - Gross	2.77%	-3.56%	-3.56%	0.02%	1.03%	1.35%
Municipal Fixed Income (Wrap) - Net	2.01%	-6.45%	-6.45%	-2.96%	-1.97%	-1.66%
Bloomberg Muni Quality Int	3.42%	-5.15%	-5.15%	-0.16%	1.36%	1.77%

Composite Calendar Year Returns

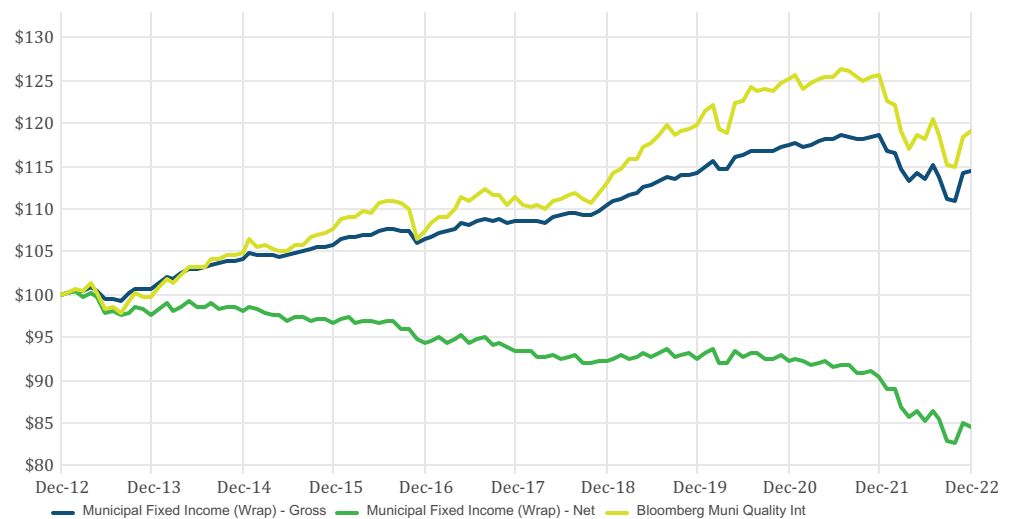
	2022	2021	2020	2019	2018	2017	2016	2015	2014
Municipal Fixed Income (Wrap) - Gross	-3.56	0.96	2.76	3.52	1.62	2.11	0.56	1.65	3.44
Municipal Fixed Income (Wrap) - Net	-6.45	-2.03	-0.29	0.46	-1.39	-0.92	-2.41	-1.36	0.37
Bloomberg Muni Quality Int	-5.15	0.33	4.58	5.88	1.51	3.73	-0.19	2.71	5.12

Historical Yield (%)*

	2022	2021	2020	2019	2018	2017	2016	2015	2014	2013	2012
Municipal Fixed Income	4.62	4.38	4.33	4.39	4.18	4.41	4.11	4.30	4.27	4.14	3.88
Bloomberg Muni Quality Int	4.29	3.95	3.95	4.06	4.30	4.26	4.35	4.26	4.27	4.34	4.17

Composite Growth of \$100

Time Period: 12/31/2012 to 12/31/2022

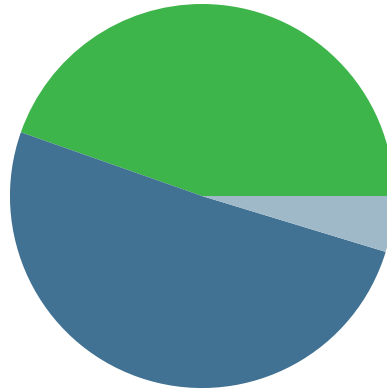
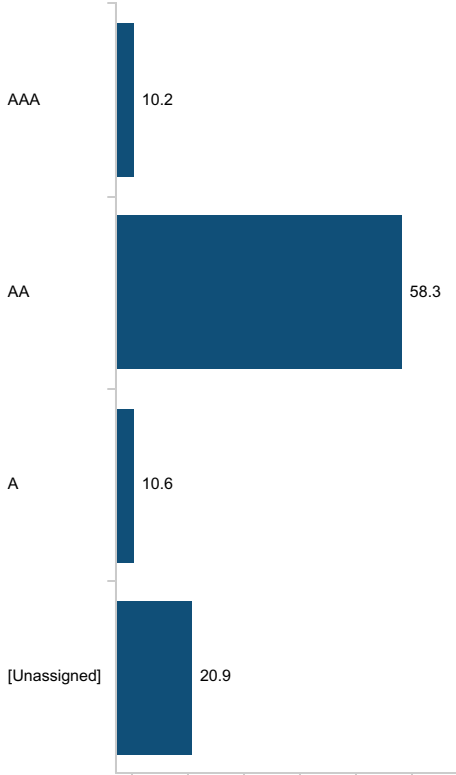


Portfolio Managers

Patrick N. Garboden

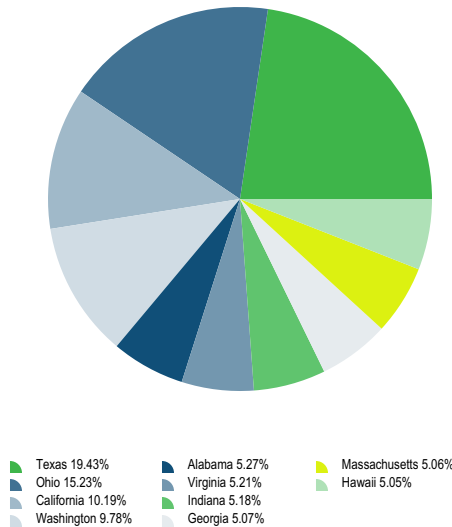
Fixed Income Sector Breakdown*

Credit Rating Breakdown*

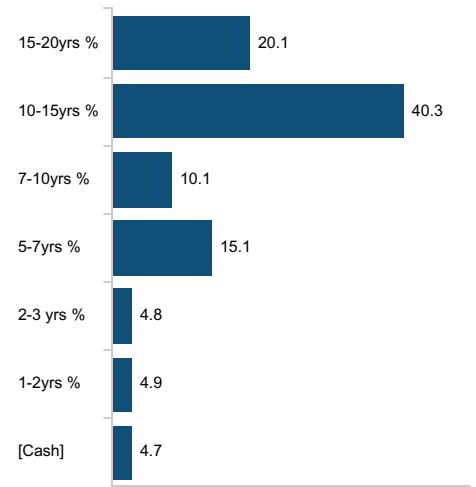


	%
General obligation	44.63
Revenue	50.72
[Cash]	4.66
Total	100.0

Muni State Allocations*



Effective Maturity*



Crossmark Global Investments, Inc. (Crossmark) is an investment adviser registered with the Securities and Exchange Commission that provides discretionary investment management services to mutual funds, institutions, and individual clients. Investment advice can be provided only after the delivery of Crossmark's firm Brochure and Brochure Supplement Form ADV (Parts 2A and 2B) and Form CRS, and once a properly executed investment advisory agreement has been entered into by the client. Crossmark claims compliance with the Global Investment Performance Standards (GIPS®). Prospective clients can obtain a GIPS Composite Report by sending a request to: advisorsolutions@crossmarkglobal.com.

The Crossmark Fixed Municipal strategy invests solely in municipal bonds. The Crossmark Municipal Wrap Composite is comprised of all discretionary, fee-paying, wrap fee accounts managed using this strategy. The composite has a creation date and inception date of January 1, 2002. The primary benchmark for this composite is the Bloomberg Municipal Quality Intermediate Index. The Bloomberg Municipal Quality Intermediate Index is an unmanaged index that consists of investment grade intermediate term municipal bonds.

The U.S. Dollar is the currency used to express performance. The performance reflects the reinvestment of dividends and other earnings to the extent that client accounts included in the composite elected to reinvest dividends and earnings. Performance figures shown gross of fees do not reflect the payment of investment advisory fees.

All investments are subject to risks, including the possible loss of principal. Past performance does not guarantee future results. The Municipal Fixed Income strategy may not achieve its objective if the managers' expectations regarding particular securities or markets are not met. Fixed income investments generally involve three principal risks—interest rate risk, credit risk, and liquidity risk. Prices of fixed-income securities rise and fall in response to interest rate changes (interest rate risk). Generally, when interest rates rise, prices of fixed-income securities fall. The longer the duration of the security, the more sensitive the security is to this risk. There is also a risk that the issuer of a note or bond will be unable to pay agreed interest payments and may be unable to repay the principal upon maturity (credit risk). Lower-rated bonds, and bonds with longer final maturities, generally have higher credit risks. As interest rates rise and/or the credit risk associated with a particular issuer changes, bonds held within a portfolio may become difficult to liquidate without realizing a loss (liquidity risk). Many municipal bonds also include call features that allow the issuer to call the bonds—repaying the principal before maturity—usually done in the context of a refinancing transaction if/when interest rates fall. When a bond is called, the holder does not incur a loss, but cash received from the call must be redeployed, generally in a less favorable interest rate environment (call risk).

*Crossmark uses a model account to manage the individual client accounts that have selected this investment strategy. The portfolio characteristics shown are based on the model account. The characteristics of any individual account may differ from those of the model account. All performance information shown is composite performance derived from the aggregate of all accounts included in the composite.

Net performance was calculated using the hypothetical highest annual all-inclusive wrap fee of 3.00% by deducting .75% from the last month of each quarter. Gross performance is shown as supplemental information and is stated as pure gross of all fees as the returns have not been reduced by transaction costs. Wrap fees include Crossmark's portfolio management fee as well as all charges for trading costs, custody, and other administrative fees. Due to the effect of compounding, annual returns shown net of fees may be lower than the return that would be shown if the fee were deducted from the gross return at a single point in time.

Index returns shown assume the reinvestment of all dividends and distributions.

GIPS is a registered trademark of CFA Institute. CFA Institute does not endorse or promote this organization, nor does it warrant the accuracy or quality of the content contained herein.

