

STEWARD COVERED CALL INCOME FUND INSTITUTIONAL CLASS

Fact Sheet – 9/30/2020

All data below is current as of 9/30/2020 unless otherwise specified.



Institutional Class: SCJIX

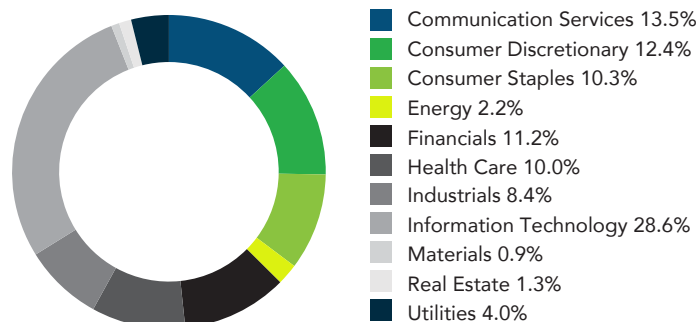
Class A: SCJAX

Class C: SCJXC

Fund Performance History

	Trailing 1-Year	Annualized Since Inception	3Q20	YTD 9/30/20
Institutional Class	4.68%	5.24%	6.86%	-1.03%
CBOE S&P 500 BuyWrite (BXM)	-5.66%	0.02%	6.52%	-9.58%

Sector Weightings



May not equal 100% due to rounding.

Past performance is no guarantee of future results. Investment return and principal value will fluctuate so that shares, when redeemed, may be worth more or less than their original cost. The Fund's current performance may be lower or higher than quoted. For the Fund's performance as of the most recent month end, please call 888-556-5369. Returns are historical and are calculated by determining the percentage change in the net asset value (NAV) with all income and capital gain distributions reinvested. Inception date for the Fund is December 14, 2017.

¹ Total Assets Under Management all share classes.

² Crossmark has contractually agreed through August 30, 2021 to waive fees and reimburse expenses to the extent that total annual Fund operating expenses (excluding brokerage costs, interest, taxes, dividend expense on short positions, litigation and indemnification expenses, acquired fund fees and expenses and extraordinary expenses (as determined under generally accepted accounting principles)) exceed 1.25%, 2.00%, 0.90% and 1.00% for Class A, Class C, Class R6 and Institutional Class, respectively. If it becomes unnecessary for Crossmark to waive fees or make reimbursements, Crossmark may recapture any of its prior waivers or reimbursements for a period not to exceed three fiscal years from the fiscal year in which the waiver or reimbursement was made to the extent that such a recapture does not cause the total annual Fund operating expenses (excluding brokerage costs, interest, taxes, dividend expense on short positions, litigation and indemnification expenses, acquired fund fees and expenses and extraordinary expenses (as determined under generally accepted accounting principles)) to exceed the applicable expense limitation in effect at the time of recoupment or in effect at the time of the waiver or reimbursement, whichever is lower. The agreement to waive fees and reimburse expenses may be terminated by the Board of Directors at any time and will terminate automatically upon termination of the Investment Advisory Agreement.

³ Weighted average market cap

⁴ A measure of the volatility of a fund—based on the fund's last three years of annualized daily returns—used to indicate the dispersion of past returns. A higher standard deviation means a greater potential for volatility. If three years of data is not available, inception-to-date is used for the calculation.

Fund Objective:

The Steward Covered Call Income Fund seeks dividend income and options premium income, with the potential for capital appreciation and less volatility than the broad equity market.

- Current Income
- Capital Appreciation Potential
- Diversified Equity Portfolio
- Decreased Volatility
- Socially Responsible Screens

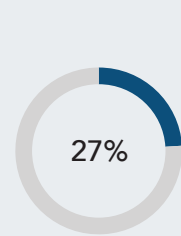
Fund Information

Ticker Symbol	SCJIX
Total AUM ¹	\$ 30.27 Million
Inception Date	12/14/2017
Expense Ratio	(net of waivers) 1.00% (prior to waivers) 1.35% ² Prospectus dated 8/31/2020

Portfolio Characteristics

Market Capitalization ³	\$ 400.74 Billion
Number of Holdings	90 - 95
Beta	0.98
Standard Deviation ⁴	19.22

Top 10 Holdings



Apple, Inc.
Microsoft Corp.
Amazon.com, Inc.
Visa, Inc.
Facebook, Inc.
Adobe, Inc.
Procter & Gamble Co.
Salesforce.com, Inc.
Alphabet, Inc.
Home Depot, Inc.

% of Total Portfolio: 27%

© 2020 Morningstar. All Rights Reserved. The information contained herein: (1) is proprietary to Morningstar and/or its content providers; (2) may not be copied or distributed; and (3) is not warranted to be accurate, complete or timely. Neither Morningstar nor its content providers are responsible for any damages or losses arising from any use of this information.

Not FDIC Insured - No Bank Guarantee - May Lose Value

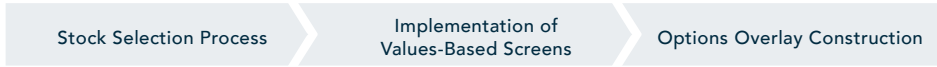
STEWARD COVERED CALL INCOME FUND INSTITUTIONAL CLASS

Fact Sheet – 9/30/2020

All data below is current as of 9/30/2020 unless otherwise specified.

Investment Process

The Fund employs a three-step process to invest in a portfolio of large-cap, dividend-paying US equity securities.



Values-Based Screening Methodology

The Funds apply a set of investment screens consistent with widely-held traditional values. Screens utilized in the portfolio management process allow investors to avoid owning securities in companies that choose to profit from businesses that may be at odds with their personal convictions.

Steward Avoidance Screens

Common Addictions:	Alcohol	Cannabis	Gambling	Tobacco
Family Values:	Abortion	Adult Entertainment	Stem Cell Research	

Before investing in a mutual fund, you should read the fund's prospectus carefully and consider the fund's investment objectives, risks, charges and expenses. The prospectus contains this and other information about the fund. A copy of the Steward Funds' prospectus may be obtained free of charge by calling Crossmark Distributors at 800-262-6631. Past Performance does not guarantee future results.

The Fund may not achieve its objective if the managers' expectations regarding particular securities or markets are not met. Equity investments generally involve two principal risks—market risk and selection risk. The value of equity securities will rise and fall in response to general market and/or economic conditions (equity market risk). The value of any individual equity security will rise and fall in response to the market's perception of the issuer's revenues, earnings, balance sheet, credit worthiness, business plan, and overall perception of the viability of the issuer's business (selection risk).

Options are not suitable for every investor. Writing call options to generate income and to potentially hedge against market declines by generating option premiums involves risk. These risks include, but are not limited to, potential losses if equity markets or an individual equity security do not move as expected, and the potential for greater losses than if these techniques had not been used. If the market price of a security increases, a call option written against that security limits the gain that can be realized. And, there are significant differences between the securities and options markets that could result in an imperfect correlation between these markets, causing a given transaction not to achieve its objectives.

For comparison purposes the composite is compared against the CBOE S&P 500 Buy Write Index (BXM). The CBOE S&P 500 Buy Write Index is a benchmark index designed to reflect the hypothetical return on a portfolio that consists of a long position in the stocks in the S&P 500 Index and a short position in an S&P 500 call option.

© 2020 Crossmark Distributors, Inc. Distributor Member FINRA

SF-CCI-FS 10/20

Our Firm:

Crossmark Global Investments is a boutique investment management firm that provides a full suite of investment strategies to institutional investors, financial advisors, and the clients they serve. For over 30 years we have delivered uniquely constructed products based on our proprietary, disciplined, and repeatable process. We are especially known for helping our clients align their investments with their values by creating socially conscious, responsible investment strategies. Founded in 1987, we are headquartered in Houston, Texas and manage approximately \$5.0 billion in AUM as of September 30, 2020.

Portfolio Manager



PAUL TOWNSEN
Managing Director

27 years of experience.

Supported by the entire Crossmark Global Investments team.

15375 Memorial Drive, Suite 200, Houston, TX 77079
888.845.6910 advisorsolutions@crossmarkglobal.com
crossmarkglobal.com